

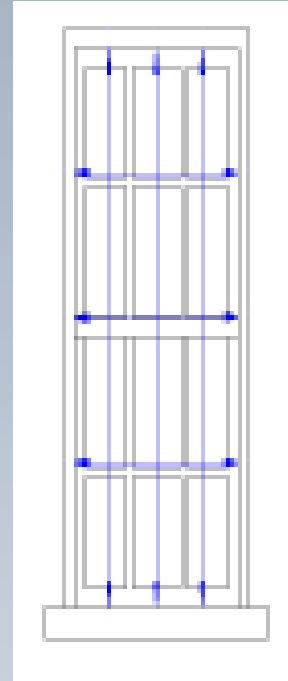
# Measuring for Exterior Installation

Please note:

1. If the shutters are to be functional, the measurements are critical.
2. Take three height measurements and three width measurements and use the smallest of these.

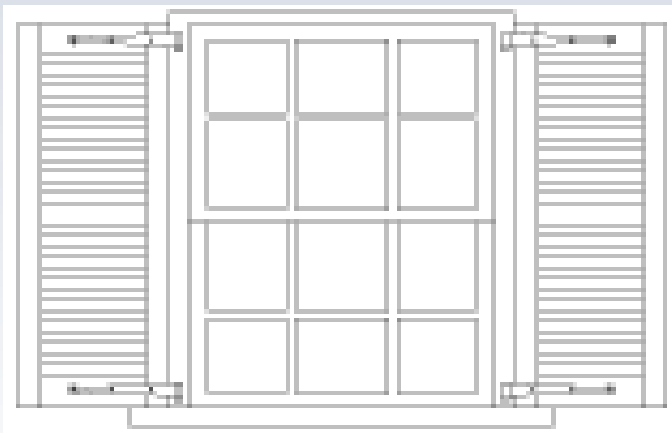
Take the measurement of the width of the window on the inside edge of the casement.

Take the measurement from the top of the window to the window sill.

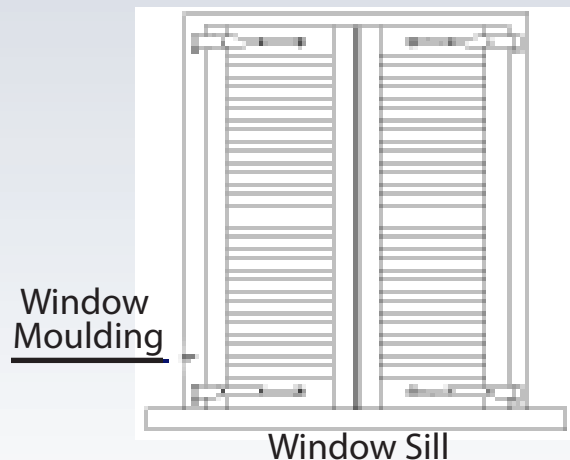


3. For functional shutters take the actual height and width measurements and deduct for clearance (approximately 1/4").
4. Submit your order for the opening size, less deductions, with the number of panels required.

## Non-Functional Shutters



## Functional Shutters



Understand that these instructions and illustrations are basic guidelines and that specific measurements and mounting options vary from application to application.